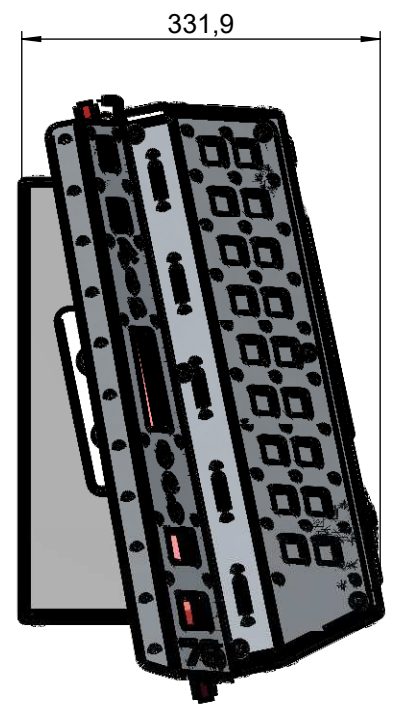


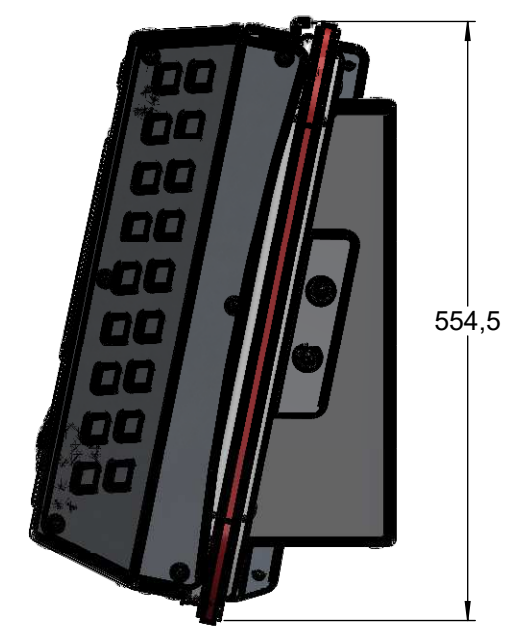
ASSY INFO	MASS (kg):	Y
	BONDED:	Y
	FASTENED:	Y
FINISH	WELDED:	Y
	TUMBLED:	Y
	POWDER:	Y
	SPRAY:	Y
	COLOUR:	SANDPAPER BLACK



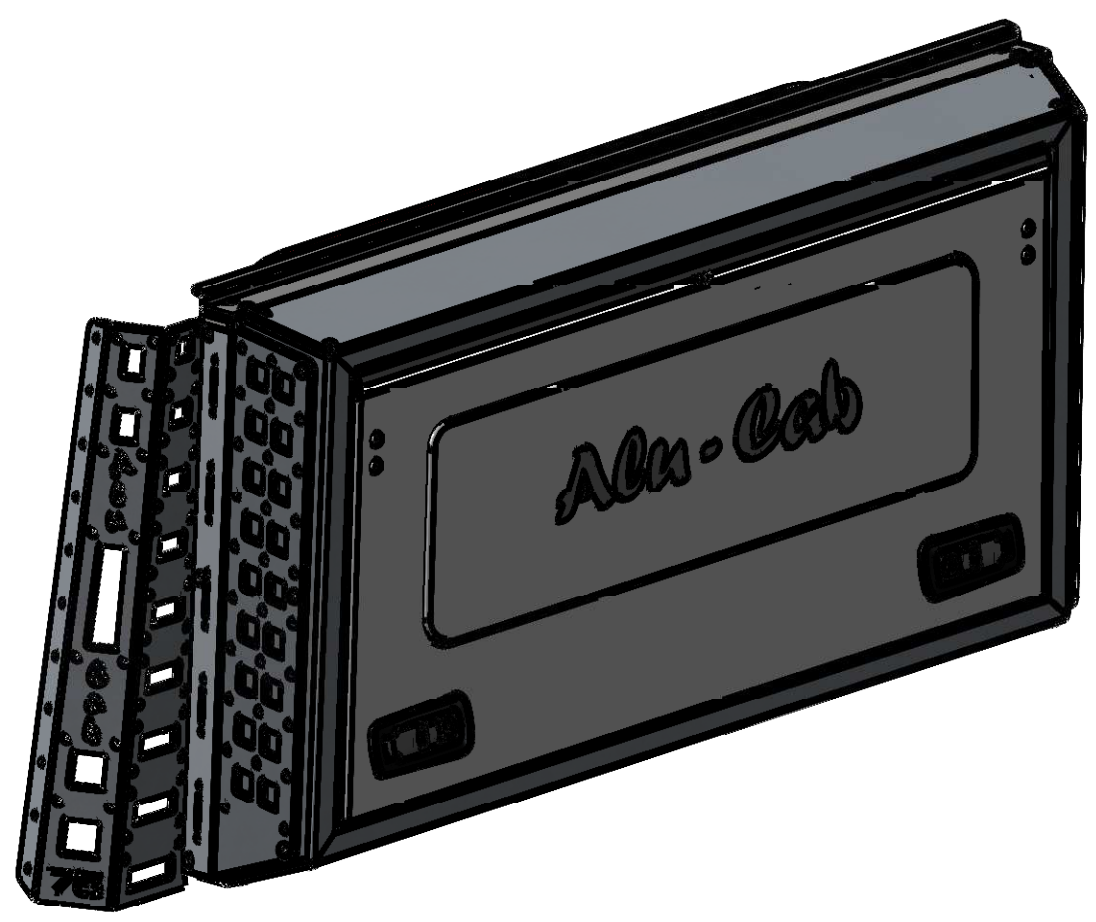
LEFT-SIDE VIEW



FRONT VIEW



RIGHT-SIDE VIEW



REAR VIEW
GENERAL ARRANGEMENT

TOLERANCES TO ASSUME UNLESS INDICATED OTHERWISE		
NOM DIMENSION RANGE (mm)		TOLERANCE
0.50 -	3.00	± 0.10
3.00 -	6.00	± 0.15
6.00 -	30	± 0.20
30 -	120	± 0.30
120 -	400	± 0.50
400 -	1000	± 1.00
1000 -	1000<	± 2.00

DESCRIPTION: WINDOW BOX RHS ASSEMBLY	SHEET: A3
PROJECT: 321 - 321 - THOR-SIDE BOXES	SHEET 1 of 1
DRAWN BY: Isma-eel Ariefdien	DATE: 2021-09-10
DRAWING NO. 321-WIN-BOX-MAIN-ASSY-RHS-01-GA00	



REV.	DESCRIPTION	DATE	APPROVED
00	RELEASED FOR PRODUCTION	2021-11-08	Gerrit Joubert

REVISIONS